Please sign on to Classlink

****All written work can be done on paper that you stapled together, or any type of notebook or pad****

Please scroll down past the daily lessons to find weekly activities for Art, Music, Physical Education, and Library.

Spanish Directions Translated with Google
Urdu Directions Translated with Google
Punjabi Directions Translated with Google
Chinese Directions Translated with Google
Persian Directions Translated with Google
Turkish Directions Translated with Google

Please complete the following lessons which are designed to help you carry on with your learning while school is not in session.	
Grade 2	
Day 1 (Monday, April 6th)	
ELA Mc Graw Hill	**Lesson: Grammar: Pronouns** • A pronoun takes the place of one or more nouns. • The pronouns *I, he, she, it,* and *you* are singular pronouns. **A pronoun must match the noun that it replaces. **Example:** Amy likes to help people. She volunteers on Saturdays. **Activity:** **Copy the following sentences** and replace the underlined noun with a pronoun. 1. Sarah likes to help animals. (She, It)

<table>
<tr>
<td> 
</td>
<td>2. Adam volunteers with her at an animal shelter. (He, It)

3. The shelter is near their school. (You, It)

4. A puppy plays in the corner. (It, I)

5. Mrs. Strong feeds the puppy. (You, She)

Game: Go to Class Link, click on McGraw Hill, click into “Wonders” and play the “Grammar Activity: Pronouns” game.

Read for 20 minutes- Use Raz-Kids or a book from home.

Writing Prompt- What would it be like to be the tallest person in the world?</td>
</tr>
<tr>
<td>Math

Chapter 11
THINK central

Math Playground</td>
<td>Comparing Amounts of Money:
Lesson 2

1. Go to Think Central on ClassLink
Click on My Library
Click on Student Edition, G2
Click Volume B

Go to pages 62-65
Read and complete all work in a notebook.

2. Chapter 11 Lesson 2 Problem of the Lesson - complete in your notebook.

3. Play Candy Cashier game
If game link does not work go to Second Grade Resources on the District Website
Scroll down to Math Playground
Click on 2nd Grade
Scroll down to Measurement and Data
Click on Candy Cashier

**Remember to work on 90 minutes of ST Math weekly (fluency practice and lessons)</td>
</tr>
<tr>
<td>Social Studies</td>
<td><u>Unit 3- Geography and Oceans</u></td>
</tr>
</table>

Pebble Go by capstone	**Day 1-Australia** Log into Pebble Go through ClassLink. Click the "Social Studies" tab, then "Continents", then "Australia". Read or listen to the five blue tabs (Australia, climate, landforms, animals, living in Australia). Watch the video. Use the "activities" button to print the worksheet, or complete the following activity on a piece of paper: Draw a picture of Australia. Write facts about Australia (one or more). Write your favorite thing about Australia.

Science
 	
Inspire Science account (Red McGraw Hill icon).
 	
Mc Graw Hill
	Before beginning your science lesson today, please open your Inspire Science Student Edition in ClassLink.
	
	Today you will work on Inspire Science, Lesson 1 to learn more about a specific type of landform.
	https://connected.mcgraw-hill.com/c2j/dashboard.do?bookId=Z8TWFYWQ5NZJTR8MWLFZKVLZJM
	When you are in the lesson:
	• Click on the big photo of the Career Kid and watch the video
	  ○ Think: What does a paleontologist do?
	• Click on ***student lesson***
	  ○ In Lesson 1, click on the Engage tab
	  ○ Click on the large photo of the volcano
	  ■ Study the photo about a type of landform
	  ○ Click on ***Be a Scientist Notebook*** at the top of the page
	  ○ Answer the questions in the ***Science in My World*** section on your own paper

Please complete the following lessons which are designed to help you carry on with your learning while school is not in session.

Grade 2

Day 2 (Tuesday, April 7th)

ELA



Lesson: Grammar: Pronouns

• A pronoun agrees with the noun it replaces. Singular pronouns replace singular nouns.
• A plural noun names more than one person, place, or thing.
• The pronouns *we, you,* and *they* can take the place of a plural noun or a noun and a pronoun together.

Example:

People vote in elections. They vote in elections.
Connor and I are good citizens. We are good citizens.

Activity:

Rewrite the following sentences and use the correct pronoun in ( ) to complete each sentence. Look at the underlined noun in the first sentence to help you decide.

1. Our class will have an election tomorrow.
(We, You) will vote in the morning.

2. We will pick Jim or Sue to be the class leader.
(We, They) are both good choices.

3. Sue helps clean the room after school.
(It, She) is a good leader.

4. Jim and Sue are on the safety patrol.
(They, You) help us stay safe.

5. Jim and Sue, thank you for leading us.
(We, You) show us how to be good citizens!

6. Carrie and I will count the votes.
(We, They) will count them during recess.

Game:

Let's review your spelling words from last week! Go to Class Link, click on McGraw Hill, click into "Wonders" and play the "**Spelling: word sort with ou and ow**" game.

	Read for 20 minutes- Use Raz-Kids or a book from home. **Writing Prompt-** Make a list of 5 things that change in spring.
Math Chapter 11 THINK central	**Real World Problems:** **Lesson 3** 1. Log on to Think Central. Click on My Library Click on Student Edition, G2 Click Volume B Complete pages 66-69 in the textbook. Do all work in a notebook. 2. **Hands on practice**: Create your own money number story. Ask someone at home to solve it. Remember to use a bar model. **Remember to work on 90 minutes of ST Math weekly (fluency practice and lessons)
Social Studies Pebble Go by capstone	**<u>Unit 3- Geography and Oceans</u>** **Day 2-Europe** Log into Pebble Go through ClassLink. Click the "Social Studies" tab, then "Continents", then "Europe". Read or listen to the five blue tabs (Europe, climate, landforms, animals, living in Europe). Watch the video. Use the "activities" button to print the worksheet, or complete the following activity on a piece of paper: Draw a picture of Europe. Write facts about Europe (one or more). Write your favorite thing about Europe.
Science	Yesterday you saw a photo of a volcano and thought about

Pebble Go by capstone	this type of landform. Today we are going to learn some facts about volcanoes. • Click on the link below • sign into ***Pebble Go*** • Read about volcanoes, clicking on each tab • When you are done reading, watch the video of a volcano erupting • Click on ***Activities*** at the bottom of the page • Click on ***Share What You Know*** and on your own paper • Draw a picture of a volcano • Tell why volcanoes can be dangerous • Write 3 facts about volcanoes using what you learned from the text eBook: Volcanoes

Please complete the following lessons which are designed to help you carry on with your learning while school is not in session.	
Grade 2	
Day 3 (Wednesday, April 8th)	
ELA Mc Graw Hill	**Lesson: Grammar: Quotation Marks** • Quotation marks set off the exact words a person says. • Use quotation marks at the beginning and end of what a person says. **Example:** Julie said, “I think we can clean up the playground.” **Activity:** Read each sentence, then write each sentence correctly using

	quotation marks. 1. Josh asked, Can you see the papers all over the playground? 2. Zach said, Yes, it looks very messy. 3. We should do something about it, said Josh. 4. Zach called out, Please pick up the papers, everyone! 5. We got everything cleaned up fast, said Zach. 6. Josh said, “It was a good idea to ask for help. **Game:** Go to Class Link, click on McGraw Hill, click into “Wonders” and play the “**Mechanics Activity: Quotation Marks”** game. **Read for 20 minutes-** Use Raz-Kids or a book from home. **Writing Prompt-** April Fools Day is a fun day. What is a fun way you can fool someone?
Math Chapter 11 THINK central Math Playground	**Real World Problems:** **Lesson 3** 1. Log on to Think Central. Click on My Library Click on Student Edition, G2 Click Volume B Complete page 70 . Complete #1-4. Do all of your work in a notebook 2. Listen to the book Money:Pigs Will Be Pigs on YouTube 3. Challenge: Play Making Change game on Math Playground. (See directions from Monday to locate the game) **Remember to work on 90 minutes of ST Math weekly (fluency practice and lessons)
Social Studies	**Unit 3- Geography and Oceans**

Pebble Go by capstone	**Day 3-North America** Log into Pebble Go through ClassLink. Click the "Social Studies" tab, then "Continents", then "North America". Read or listen to the five blue tabs (North America, climate, landforms, animals, living in North America). Watch the video. Use the "activities" button to print the worksheet, or complete the following activity on a piece of paper: Draw a picture of North America. Write facts about North America (one or more). Write your favorite thing about North America.

Science
 	
Inspire Science account (Red McGraw Hill icon).
 	
Mc Graw Hill
	Before beginning your science lesson today, please open your Inspire Science Student Edition in ClassLInk.
	
	Today we will review landforms, so you will be working from Lesson 1 in Inspire Science again.
	https://connected.mcgraw-hill.com/c2j/dashboard.do?bookId=Z8TWFYWQ5NZJTR8MWLFZKVLZJM
	• Click on the 1st green box with an arrow
	  ○ Review the vocabulary words
	• Go back to Lesson 1
	  ○ Click on the gray arrow next to the green boxes
	  ○ Click on the photo of land
	  ○ Watch the video
	• Go back to Lesson 1
	  ○ Click on the 2nd green box with the arrow
	  ○ Take the quiz
	  ○ You can check your answers by going back to the vocabulary cards

Please complete the following lessons which are designed to help you carry on with your learning while school is not in session.	
Grade 2	
Day 4 (Thursday April 9th)	
ELA	Watch the **Biography video** on **Brainpop Jr.** Go to **Classlink** Go to **Brainpop Jr.** Search **Biography** **Activity: Interview a family member.** 1. Your job for today is to **decide** on a family member you want to interview. 2. After you decide **who** you are interviewing, **write down five questions** to ask your family member. You can write more than five questions if you'd like. Here are some *sample questions*, but feel free to come up with your own! ● Where were you born? ● What do you like to do in your free time? ● What is your favorite food? ● Who is your best friend? ● What is your favorite book? ● What is your favorite place to visit? ● What is one thing you are really good at? **Keep your questions for tomorrow**… you will interview your family member tomorrow! Make sure to leave spaces in between the questions so you can write down their answers tomorrow.
Math	

THINK central Math Playground ABC Ya	**Money Review Day!** 1. Review some of the pages you had difficulty with this week. Be sure to do a few word problems to practice. 2. Play a Money Game of your choice on ABC Ya or Math Playground. **Remember to work on 90 minutes of ST Math weekly (fluency practice and lessons)
Social Studies Pebble Go by capstone	**Unit 3- Geography and Oceans** **Day 4-South America** Log into Pebble Go through ClassLink Click the "Social Studies" tab, then "Continents", then "South America". Read or listen to the five blue tabs (South America, climate, landforms, animals, living in South America). Watch the video. USe the "activities" button to print the worksheet, or complete the following activity on a piece of paper: Draw a picture of South America. Write facts about South America (one or more). Write your favorite thing about South America.
Science	Make sure you are logged into ClassLink. Today you will watch a video about landforms by clicking on the link below.

	https://app.discoveryeducation.com/learn/videos/388d8eb0-c409-4e72-b9e9-1916148959a1/?utm_source=388d8eb0-c409-4e72-b9e9-1916 148959a1&utm_medium=quicklist&utm_campaign=hublinks

Please complete the following lessons which are designed to help you carry on with your learning while school is not in session.	
Grade 2	
Day 5 (Friday, April 10th)	
ELA	**Activity: Interview a family member.** 1. Today you will ask your family member the questions you wrote yesterday. **Write down what they say in the spaces you left in between the questions.** 2. When you are finished with your interview, you can **choose one** (or more) of the following activities: ● Draw a detailed picture of your family member. ● Write or type the answers to the interview in a paragraph. Remember to use complete sentences. For example: “I interviewed my mom. Her name is Dolores.” ● Make a book about your family member (with one question on each page). ● Read your interview to your whole family!

Math	**Play Store with your family!** Choose 5 or more items in your home. Ask a family member to give each item a price. Draw the bills and coins you would need to pay for the items. Have fun playing! **Remember to work on 90 minutes of ST Math weekly (fluency practice and lessons)
Social Studies Pebble Go by capstone	**<u>Unit 3- Geography and Oceans</u>** **Day 5-Review** Recall what you have learned about the seven continents. Review your work from the past nine days. Read the poem "Continents Tour". Illustrate each stanza. You can print the poem and do this on your copy, draw your pictures on a piece of paper, or in a notebook. **<u>CONTINENTS TOUR</u>** ZEBRAS live in Africa LIONS and ELEPHANTS, too. Australia is down down, Home of the KANGAROO! Clap your hands for Asia!

	It's the largest one. Antarctica is covered in ice. The PENGUINS sure have fun! North America is where I live. It's where I work and play. In Europe you'll find England, Where the queen rules every day. South America is home to Brazil. It's the largest country there. The world has seven continents, And I've just named them with care!
Science	Today we will use what we learned over the last 2 weeks to think about 2 landforms. On your own paper or in your notebook, draw 2 different landforms and write about how they are the same and different. Don't forget to use complete sentences.

Weekly Assignments/Activities	
Grade 2	
Music	Please review the General Music Activities sheet, and complete the tasks throughout the week. Grade 2 General Music Week of April 6
Physical	Review the fitness "Food Groups" and use the optional tracking sheet

Education	to record your progress each day. Physical Education Week of April 6
Art	Please view the weekly art directive for this week's project theme. Then, select a project from the Learn at Home Art Packet to create. Learn at Home Art Packet Weekly Art Directive - April 6
Library	Did you know that April is National Frog Month? Explore the weekly Library activity to find out more. Be sure you are logged in to Classlink first. Library Week of April 6